



# Diamond Lakes Elementary School

 4153 Windsor Spring Rd, Hephzibah, GA 30815

 (706)771-2881

 Grades: K-5

 Enrollment: 473 students

Note: For information on educator qualifications and other federal reporting requirements, [click here](#). Discipline data are available in the [K-12 Student Discipline Dashboard](#).

### Performance Snapshot

- Diamond Lakes Elementary School's **overall performance is higher than 11% of schools in the state** and is similar to its district.
- Its students' **academic growth is higher than 41% of schools in the state** and higher than its district.
- **30.0% of its 3rd grade students are reading at or above the grade level target**.

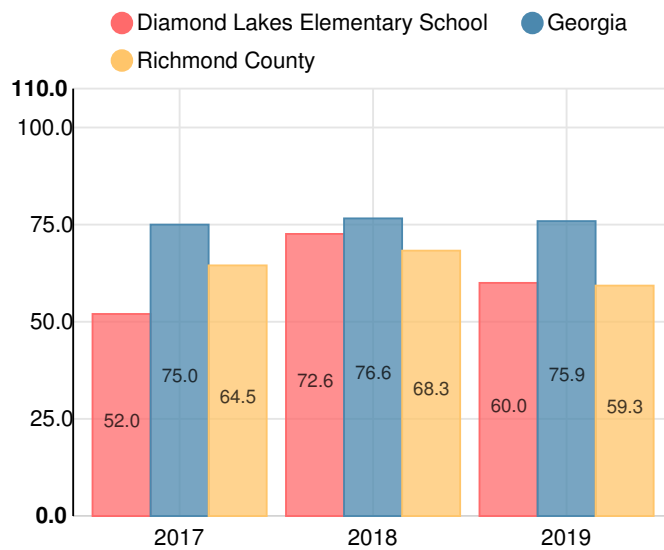
## School Wide

### D60

| Year | Diamond Lakes Elementary School |
|------|---------------------------------|
| 2019 | D                               |
| 2018 | C                               |
| 2017 | F                               |
| 2016 | F                               |
| 2015 | F                               |

| Grade conversion |           |
|------------------|-----------|
| A                | 90 - 100  |
| B                | 80 - 89.9 |
| C                | 70 - 79.9 |
| D                | 60 - 69.9 |
| F                | 0 - 59.9  |

### CCRPI Single Score



Student Mobility Rate

24.7%

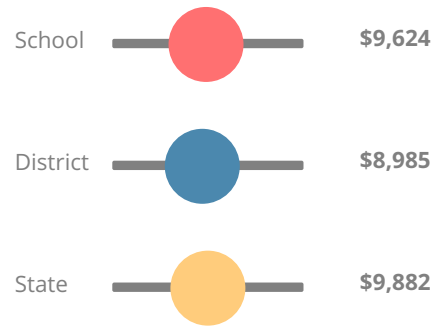
School Climate Star Rating



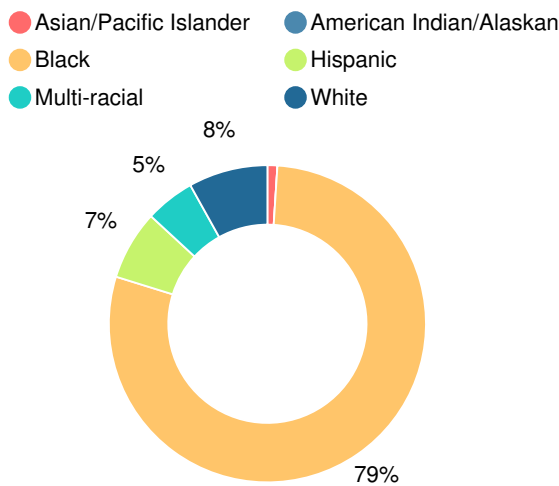
Financial Efficiency Star Rating



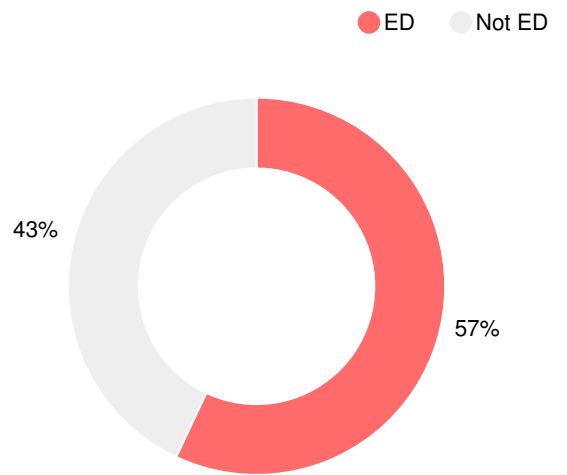
Per Pupil Expenditures



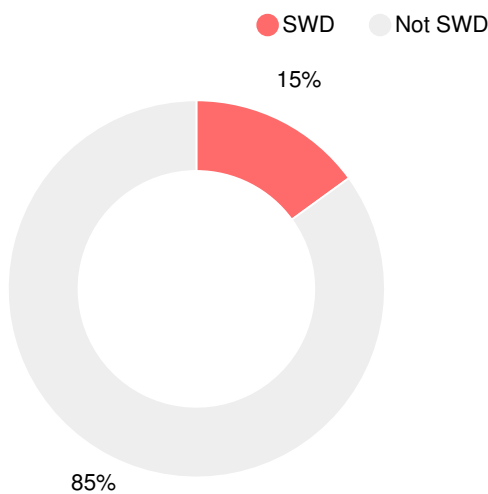
Race/Ethnicity



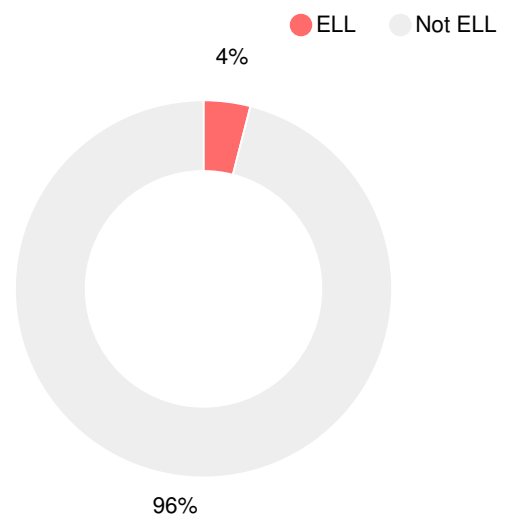
Economically Disadvantaged (ED)



Students with Disability (SWD)



English Language Learners (ELL)



# Elementary

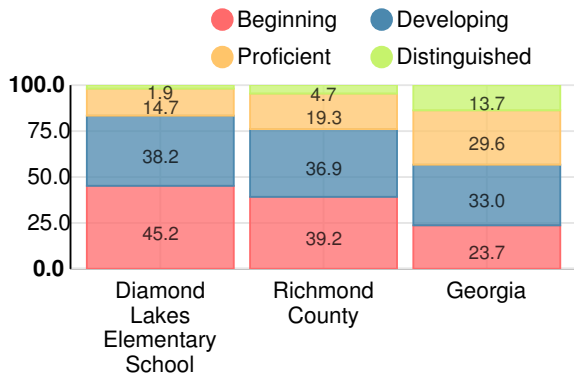
## CCRPI Score

### Diamond Lakes Elementary School

| Indicator          | 2019        |
|--------------------|-------------|
| Content Mastery    | 36.0        |
| Progress           | 80.5        |
| Closing Gaps       | 39.5        |
| Readiness          | 75.3        |
| <b>CCRPI Score</b> | <b>60.0</b> |

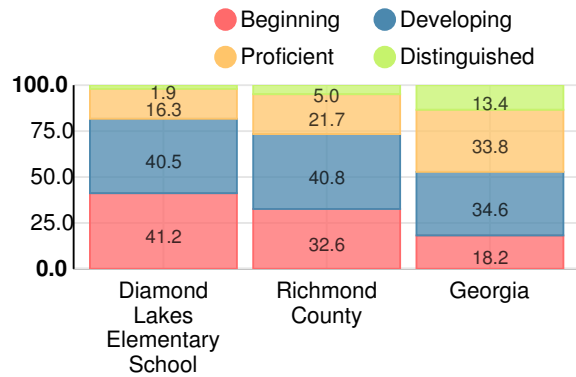
## English

Percent of students scoring in each performance level on 2019 Georgia Milestones for elementary grades



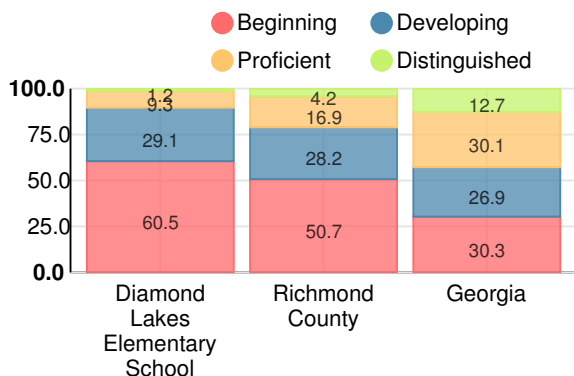
## Mathematics

Percent of students scoring in each performance level on 2019 Georgia Milestones for elementary grades



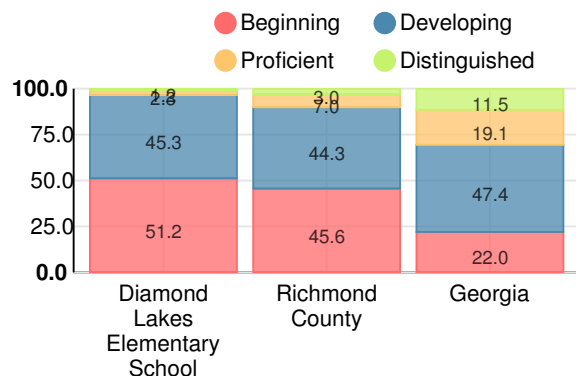
## Science

Percent of students scoring in each performance level on 2019 Georgia Milestones for elementary grades



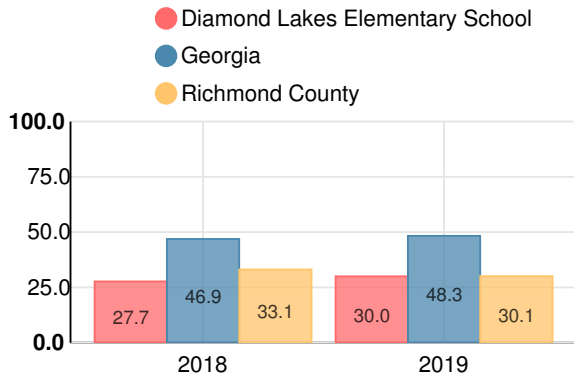
## Social Studies

Percent of students scoring in each performance level on 2019 Georgia Milestones for elementary grades



**Reading at or above the Grade Level Target (3rd Grade)**

Percent of students in grade 3 achieving Lexile measure equal to or greater than 670



**Reading at or above the Grade Level Target (5th Grade)**

Percent of students in grade 5 achieving Lexile measure equal to or greater than 920

